



## 2021 MICHIGAN ANIMAL SHELTER ANNUAL REPORTS

*For a decade and a half, Michigan licensed animal shelters have submitted an annual report of intake and outcome statistics to the Michigan Department of Agriculture and Rural Development (MDARD). Few states have this type of important documentation for homeless animal welfare.*

This data was largely ignored until Michigan Pet Fund Alliance, the predecessor to Michigan Pet Alliance, over a decade ago, took the individual reports, entered the data into a database and applied a simple formula to determine each shelter's live release rate. The information was then ranked, revealing the performance of each shelter and listing the shelters from the highest lifesaving rate (animals leaving the shelter alive) at the top to those with the lowest rate at the bottom.

When first issued, the Live Release Rate Report was very controversial. For the first time, animal welfare advocates, tax payers, elected officials and charitable donors had access to an objective tool to examine the performance of their local shelters. *In 2007, the data revealed that 53%, more than half, of the dogs and cats entering Michigan shelters were being euthanized.*

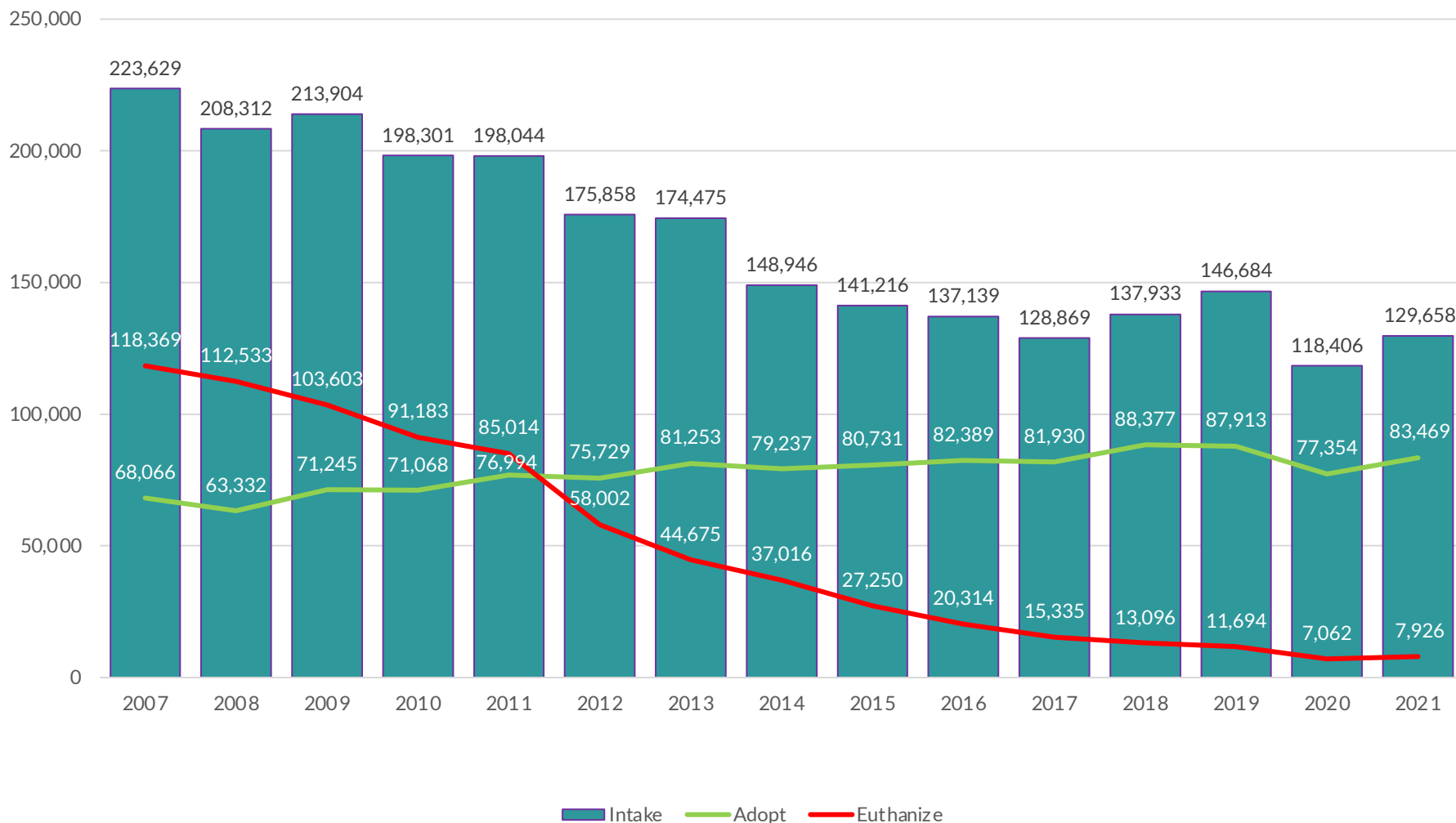
Since the first published Live Release Rate Report, shelters have made incredible progress saving the lives of those in their care. *In 2021, the cumulative live release rate for Michigan shelters is 94%.*

Although the information currently collected is limited, hopefully one day it will be expanded so that program funding and efforts can be better targeted to address issues, problems and causes. However, the information we do have reveals some important observations. *2021 will be known as the year that started the capacity crisis.* The crisis was not limited to Michigan, but was a national problem – partially the result of shelter shutdowns or safety measures put in place during the COVID-19 pandemic. Although many speculated that the crisis resulted from an adoption spike during work-from-home, then an influx of surrenders when many returned to work, with a few exceptions, the data does not support a large influx of intakes as the cause of the capacity crisis.



# 15 YEAR MICHIGAN SHELTER HISTORY

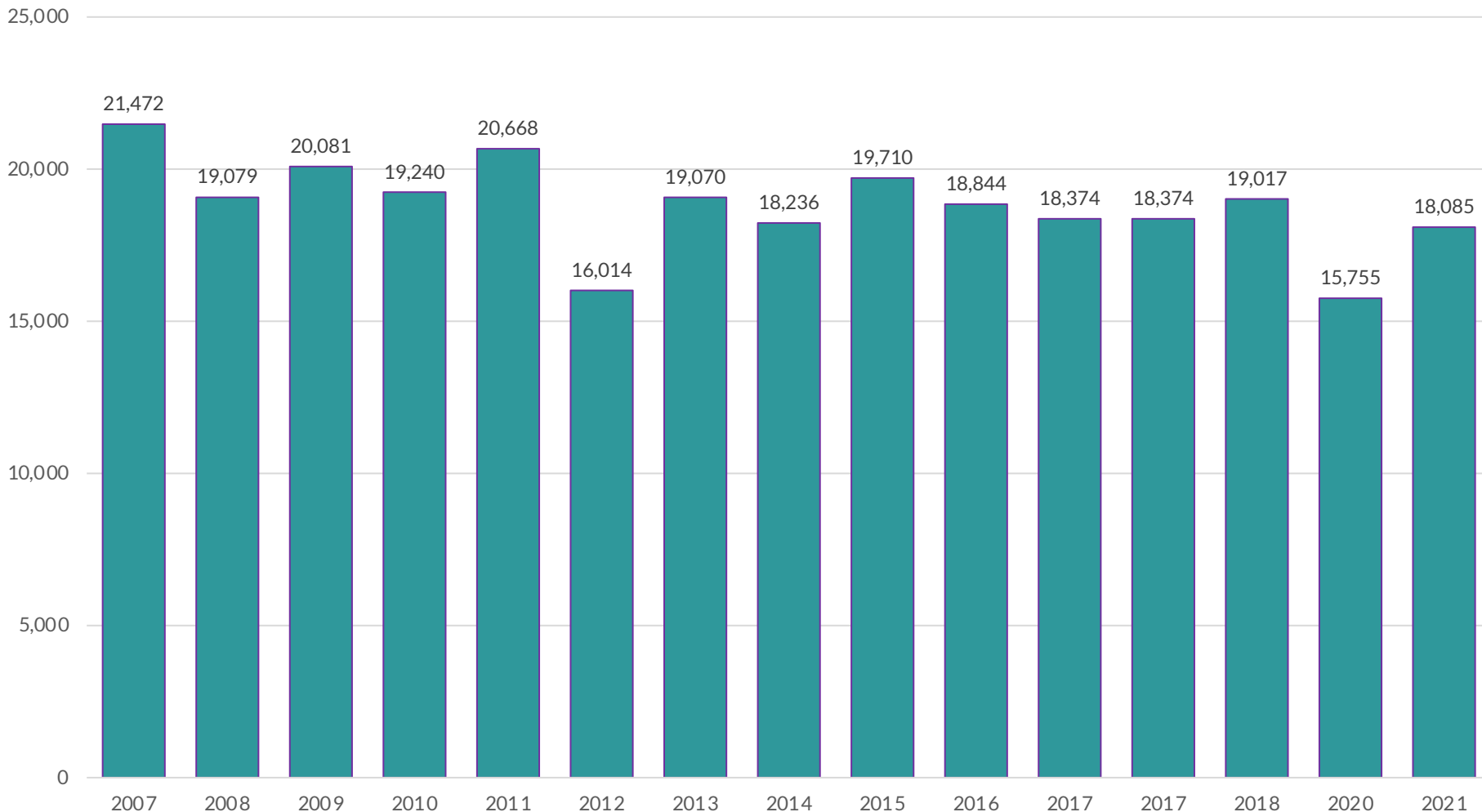
*The chart below indicates an intake lower in 2021 than in 2016, 2018 and 2019 with adoptions increasing in 2021 over 2020.*





## 15 YEAR MICHIGAN RETURN TO OWNER

*At the same time, with animal control staffing resuming in 2021, return to owner (RTO) for stray shelter animals also returned to pre-pandemic levels.*





Unfortunately, statewide data is not specific enough to determine the exact causes of the crisis. It is more than likely the result of a perfect storm of staffing and volunteer reductions, limited shelter hours, reduced access, the national veterinarian shortage and other factors all converging and greatly effecting the throughput of animals entering the shelter system.

*It is estimated that during the COVID-19 pandemic, more than 3 million spay/neuter procedures were not performed due to clinic shutdowns.* It is therefore logical that we will see an unintended increase in puppy and, especially, kitten births. Data from some Michigan shelters that operate robust TNR community cat programs shows a spike in kitten intake in 2021.

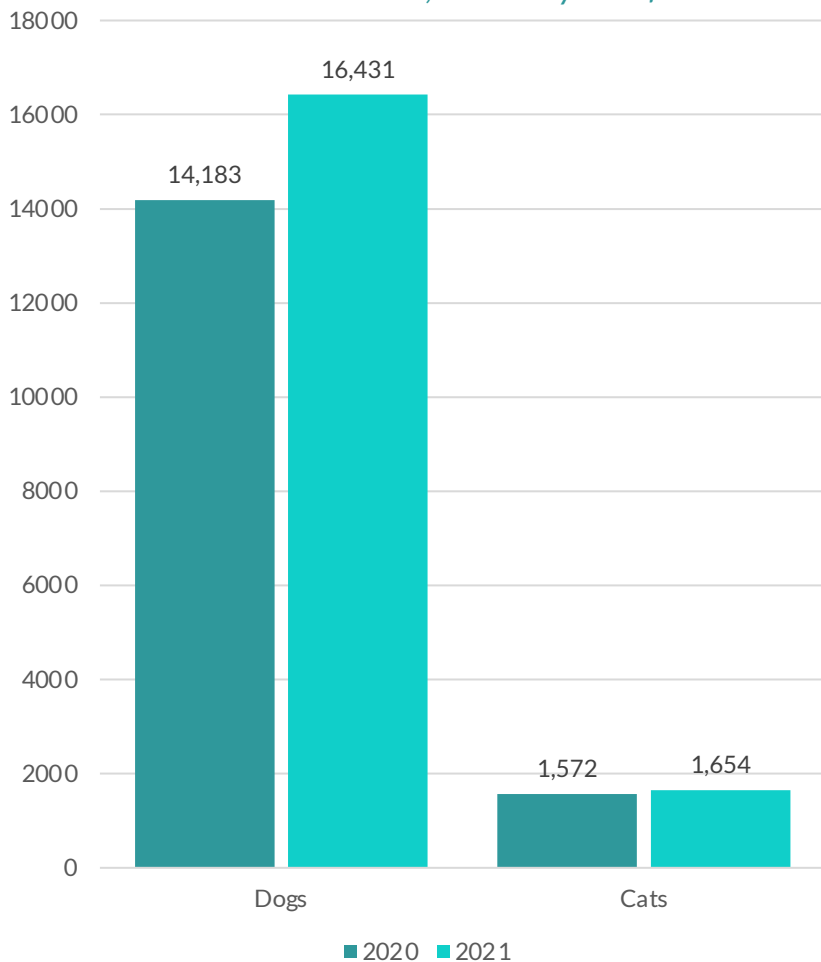
*For the second year in a row, shelter dog euthanasia (4,040) was greater than shelter cat euthanasia (3,886), turning around a long history of shelters euthanizing community cats.*

Michigan Pet Alliance will continue to expand and enhance the data from the annual shelter reports in the coming years. The Live Release Rate Report will continue to be prepared along with the map that reveals live release rate by county.

*The more we know and understand through data, the better we can serve the voiceless.*

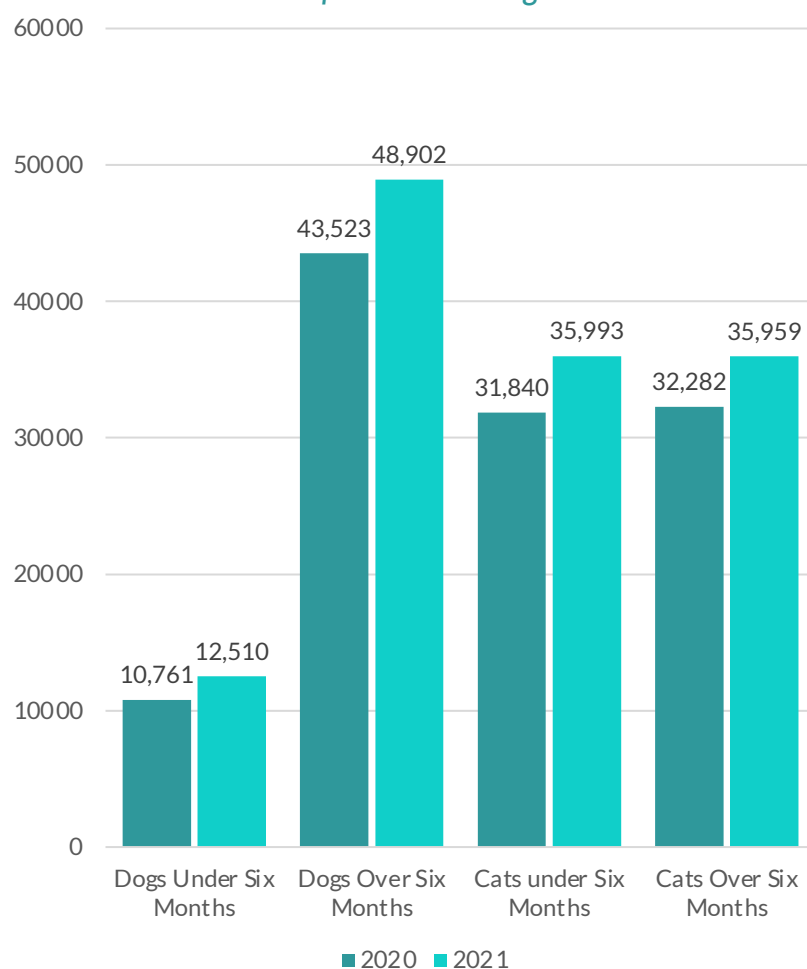
## 2021 MICHIGAN RETURN TO OWNER

*In 2021, 23% of dogs in Michigan shelters were returned to their owners, while only 2% of cats were.*



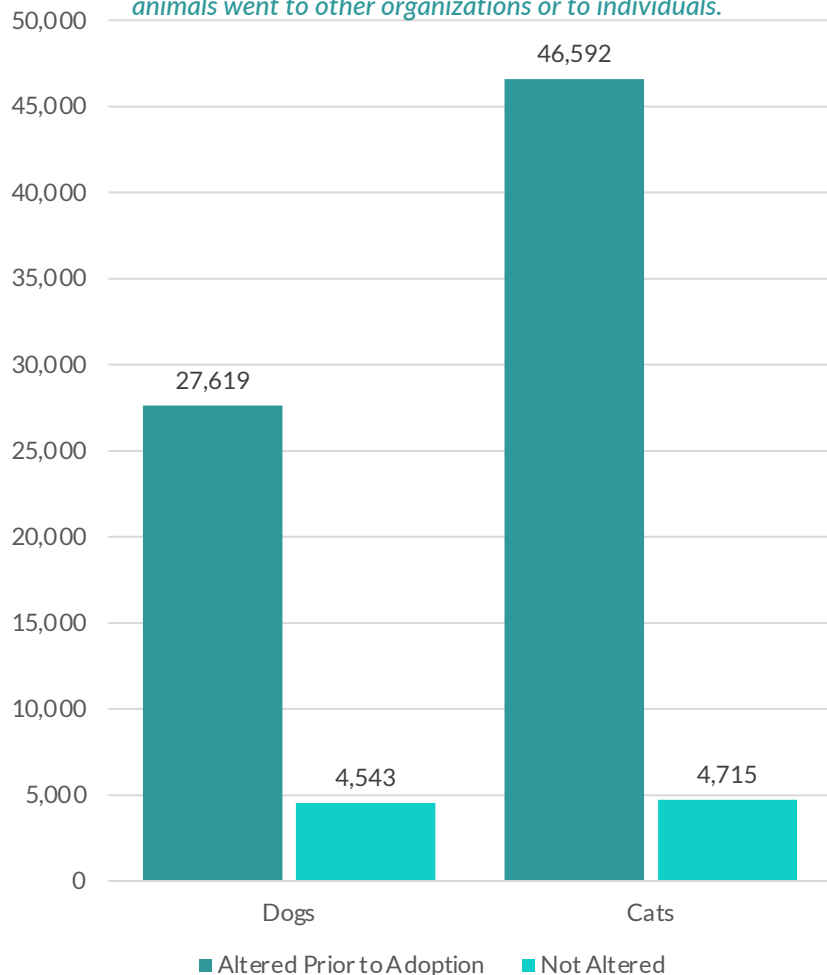
## 2021 MICHIGAN SHELTER INTAKE

*In 2021, more cats (71,952) than dogs (61,412) were accepted into Michigan's shelters.*



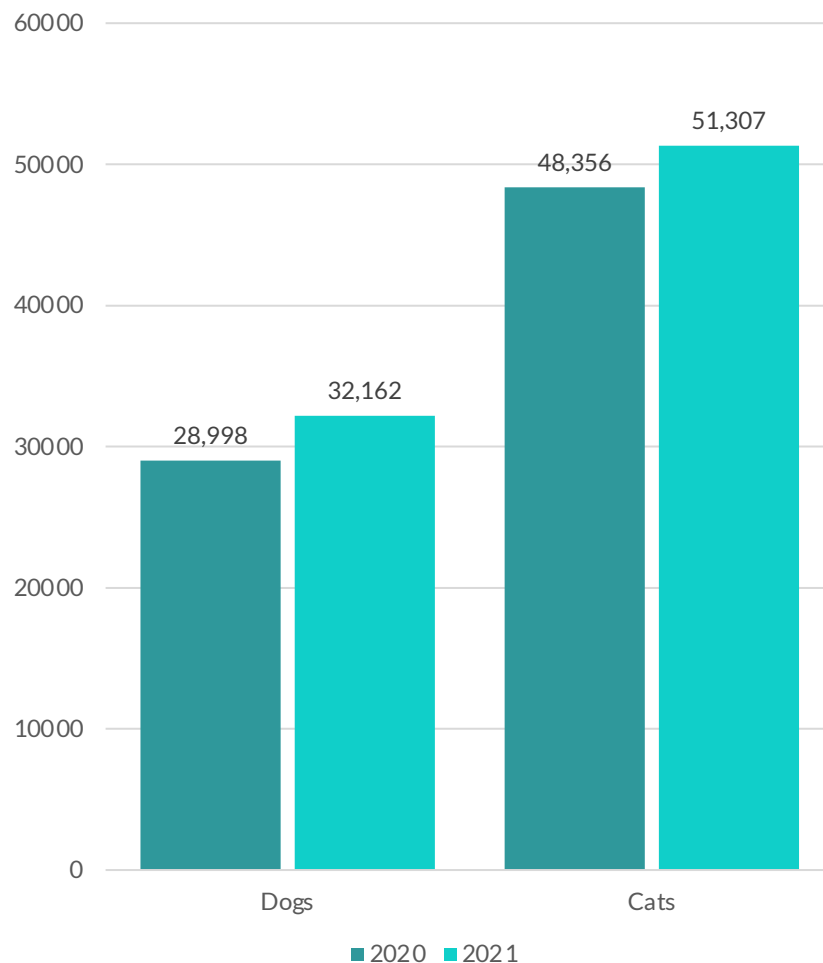
## 2021 MICHIGAN SPAY/NEUTER

*In 2023, 74,211 animals in Michigan shelters were neutered prior to adoption, while 9,258 were adopted intact. Since animals transferred to home-based rescues are recorded as adoptions, we don't know if these animals went to other organizations or to individuals.*



## 2021 MICHIGAN ADOPTIONS

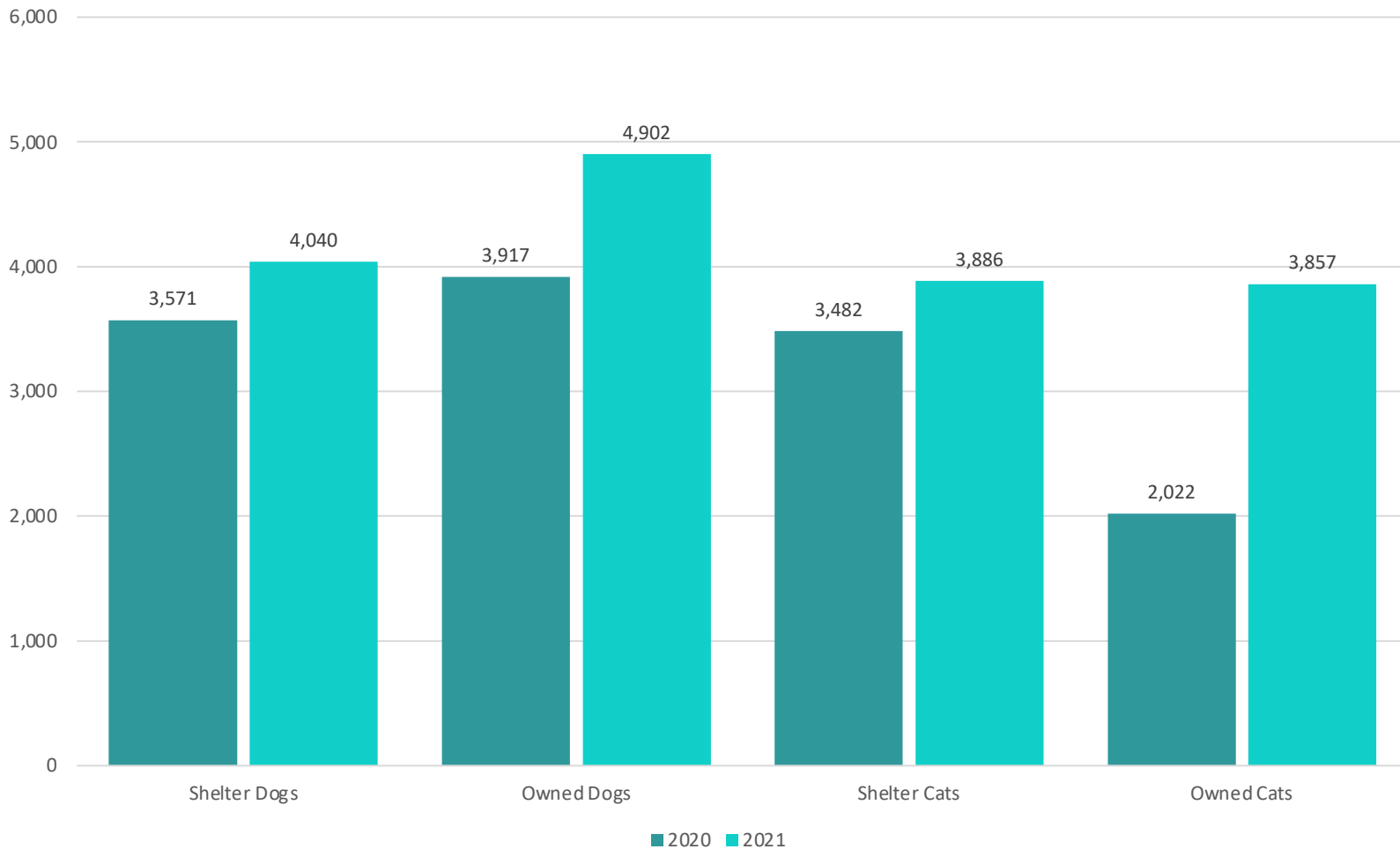
*In 2021, 19,145 more cats than dogs were adopted from Michigan shelters*






## 2021 MICHIGAN ANIMALS EUTHANIZED

*In 2021, fewer shelter cats were euthanized than shelter dogs. There was a substantial increase in Owner Requested Euthanasia.*



## 2021 Michigan Shelter Live Release Rate Report


Source Information: Shelter Reports as filed with the Michigan Department Agriculture and Rural Development

County	Shelter		Live Release Rate	Total Animal Intake	Adjusted Animal Intake	Total Adopted	Total RTO	Total Transferred	Total Euthanized
Van Buren	Al-Van Humane Society Adoption Center		100%	452	452	385	-	-	-
Oakland	Animal Welfare Society of Southeastern Michigan		100%	407	407	407	-	-	-
Antrim	Antrim County Pet and Animal Watch		100%	351	351	255	-	6	-
Oakland	Berkley Public Safety		100%	20	20	-	18	2	-
Ottawa	City of Holland Police Department Shelter		100%	74	74	-	42	32	-
Oakland	City of Madison Heights Animal Shelter		100%	170	170	65	85	20	-
Macomb	City of Warren Animal Control		100%	645	645	222	226	183	-
Wayne	City of Wayne Animal Shelter		100%	138	138	-	43	95	-
Calhoun	Companion Cats Inc.		100%	420	420	719	-	-	-
Ingham	Constellation Cate Cafe		100%	598	598	486	28	88	-
Allegan	Country Cat Lady		100%	126	126	126	-	-	-
Wayne	Friends for Animals of Metro Detroit (See Dearborn AC)		100%	1,678	1,678	1,439	-	-	-
Wayne	Grosse Ile Animal Shelter		100%	44	44	44	10	-	-
Kent	Happy Cat Café (foster for Carol's Ferals)		100%	178	178	178	-	-	-
Calhoun	Irwin Ave Animal Hospital		100%	40	40	-	3	36	-
Isabella	Isabella County Animal Control		100%	683	683	458	174	50	-
Marquette	Ishpeming Township Animal Control		100%	40	40	-	35	5	-
Isabella	Karma Kat Cafe		100%	317	317	287	-	-	-
Wayne	Lincoln Park Animal Shelter		100%	174	174	46	118	10	-
Ionia	Mackenzie's Animal Sanctuary		100%	100	100	95	-	-	-
Manistee	Manistee County Animal Control		100%	86	86	-	44	42	-
Ontonagon	Ontonagon County Animal Protection		100%	55	55	42	7	1	-
Saginaw	Pet Angel Adoption & Rescue		100%	33	33	45	1	1	-
Oakland	Royal Oak Animal Shelter		100%	198	198	66	77	36	-
Sanilac	Sanilac County Humane Society		100%	243	243	247	2	-	-
Lenawee	Tecumseh Police Department Animal Shelter		100%	9	9	-	9	-	-
Benzie	Tina's Bed and Biscuit Inc		100%	2	2	2	-	-	-
Washtenaw	Tiny Lions Lounge and Adoption Center		100%	682	682	682	-	-	-
Genesee	Adopt-A-Pet, Inc.		100%	1,195	1,195	1,160	-	-	1




# 2021 Michigan Shelter Live Release Rate Report

Source Information: Shelter Reports as filed with the Michigan Department Agriculture and Rural Development

County	Shelter		Live Release Rate	Total Animal Intake	Adjusted Animal Intake	Total Adopted	Total RTO	Total Transferred	Total Euthanized
Gratiot	Gratiot County Animal Shelter		100%	290	290	145	1,370	1	4
Macomb	Serenity Animal Hospital, P.C.		100%	167	167	272	-	-	1
Oakland	Catfe Lounge		100%	896	896	959	27	2	4
Gladwin	Gladwin County Animal Control/Shelter		100%	974	832	772	48	6	4
Gratiot	Dalis to the Rescue		100%	206	206	205	-	-	1
Eaton	Trinity Acres Rescue		99%	210	210	193	2	-	1
Newaygo	McCloud's Lake Haven		99%	337	337	353	-	-	2
Oakland	Hazel Park Animal Control		99%	166	166	105	52	8	1
Muskegon	Noah Project		99%	309	309	311	-	1	2
Oakland	Canine Companions Rescue Center		99%	316	316	296	-	-	2
Monroe	Humane Society of Monroe County		99%	467	467	437	1	4	3
Alger	Alger County Animal Shelter		99%	139	139	116	23	-	1
Monroe	Friends of Companion Animals		99%	624	624	538	-	-	4
Livingston	Livingston County Animal Shelter		99%	796	746	527	125	15	5
Branch	Humane Society of Branch County		99%	391	391	370	5	15	3
Marquette	Upper Peninsula Animal Welfare Shelter, Inc.		99%	1,162	1,162	894	184	5	10
Alpena	Huron Humane Society Inc.		99%	551	551	503	34	-	5
Mason	Mason County Animal Control		99%	354	354	299	96	4	4
Leelanau	Great Lakes Humane Society		99%	188	188	186	-	-	2
Grand Traverse	Cherryland Humane Society		99%	363	363	350	-	12	4
Branch	Branch County Animal Shelter		99%	182	182	9	106	65	2
Kalamazoo	SPCA of Southwest Michigan		99%	1,327	1,327	1,327	-	-	15
Gogebic	Help Orphaned Pets Everywhere		99%	385	385	192	156	-	4
Berrien	Humane Society of Southwestern Michigan		99%	441	441	507	6	-	6
Ingham	Saved By Zade (Ingham)		99%	1,416	1,416	1,125	-	392	18
Kent	Humane Society of West Michigan		99%	2,824	2,824	2,616	32	3	32
Arenac	Arenac County Animal Control		99%	561	561	162	82	310	7
Monroe	Monroe County Animal Control		99%	1,124	1,124	612	169	262	14
Delta	Delta Animal Shelter		99%	1,158	1,158	955	376	1	18


## 2021 Michigan Shelter Live Release Rate Report

Source Information: Shelter Reports as filed with the Michigan Department Agriculture and Rural Development

County	Shelter		Live Release Rate	Total Animal Intake	Adjusted Animal Intake	Total Adopted	Total RTO	Total Transferred	Total Euthanized
Wayne	Flat Rock Animal Shelter		99%	218	218	133	31	51	3
Wayne	River Rouge Animal Shelter		99%	434	434	74	105	249	6
Wayne	Taylor Animal Shelter		99%	736	707	736	181	-	13
Alpena	Alpena County Animal Control		99%	296	286	74	161	43	4
Macomb	I Heart Dogs Rescue and Animal Haven		99%	782	782	724	29	-	11
Clinton	Clinton County Animal Shelter		99%	360	341	8	85	243	5
Sanilac	Sanilac County Animal Control		99%	344	344	126	73	137	5
Crawford	Au Sable Valley Animal Shelter		99%	183	183	135	64	1	3
Mecosta	AuCaDo Rescue Mid Michigan		98%	47	47	62	-	3	1
Houghton	Copper Country Humane Society		98%	715	715	614	90	4	11
Wayne	Make A Difference Rescue, Inc.		98%	52	52	63	1	-	1
Kalamazoo	Kalamazoo Animal Rescue		98%	804	804	729	-	-	12
Otsego	Otsego County Animal Control/Shelter		98%	610	610	384	206	10	10
Oakland	K-9 Stray Rescue League Inc.		98%	304	304	298	-	-	5
Oakland	New Beginnings Animal Rescue		98%	265	265	237	-	-	4
Emmet	Little Traverse Bay Humane Society		98%	474	474	500	1	9	9
Lenawee	Lenawee Humane Society		98%	935	935	788	96	2	16
Chippewa	Chippewa County Animal Shelter		98%	718	718	567	96	-	12
Bay	Humane Society of Bay County		98%	1,515	1,515	1,412	-	-	26
Wayne	T.A.I.L.S., INC.		98%	164	164	154	-	4	3
Midland	Humane Society of Midland County		98%	2,304	2,304	2,012	171	1	43
Menominee	Menominee Animal Shelter		98%	829	829	567	229	1	16
Shiawassee	Shiawassee County Humane Society		98%	508	508	484	13	-	10
Mecosta	Animal Rescue Coalition of Mecosta County		98%	461	461	327	114	2	9
Ottawa	Headin' Home Pet Rescue		98%	47	47	47	-	1	1
Muskegon	Faithful to Felines (West Mich. SPCA)		98%	590	590	565	3	2	12
Wayne	Grosse Pointe Animal Clinic		98%	49	49	12	35	-	1
Kent	Second Chance Cats of West Michigan		98%	114	114	81	-	13	2
Tuscola	Tuscola County Animal Control		98%	450	445	209	111	98	9

## 2021 Michigan Shelter Live Release Rate Report


Source Information: Shelter Reports as filed with the Michigan Department Agriculture and Rural Development

County	Shelter		Live Release Rate	Total Animal Intake	Adjusted Animal Intake	Total Adopted	Total RTO	Total Transferred	Total Euthanized
Huron	Thumb Animal Shelter		98%	202	202	134	48	-	4
Saginaw	Amazing Grace Animal Rescue		98%	701	701	601	17	1	14
Kalamazoo	Animal Rescue Project		98%	1,018	1,018	1,001	-	2	24
Clare	Clare County Animal Shelter		98%	858	753	418	191	67	17
Hillsdale	Hillsdale Felines & Friends		98%	123	123	73	5	-	2
Van Buren	Al-Van Humane Society Intake Center		97%	569	569	-	86	456	14
Luce	Luce County Pet Pals Animal Shelter		97%	127	127	78	34	2	3
Missaukee	Missaukee Humane Society		97%	666	666	504	52	13	15
Roscommon	Roscommon County Animal Shelter		97%	597	597	378	175	6	15
Livingston	Livingston County Center for Animal Care (part of MHS)		97%	989	989	781	5	201	27
Wayne	Downriver Central A C (Wyandotte AC for adopts)		97%	471	471	-	149	314	13
Lapeer	Lapeer County Animal Control		97%	400	400	229	150	10	11
St. Clair	Blue Water Area Humane Society		97%	253	253	232	5	3	7
Wayne	Shelter to Home Pet Adoption Center		97%	220	220	167	-	1	5
Hillsdale	Greater Hillsdale Humane Society		97%	261	261	259	2	2	8
Emmet	Emmet County Stray Center		97%	99	99	6	67	23	3
Oakland	Bark Nation		97%	268	268	51	17	154	7
Wayne	Friends of Michigan Animals Rescue		97%	502	502	285	28	4	10
Wayne	Wyandotte Animal Adoption Center		97%	310	310	214	3	-	7
Muskegon	Humane Society & Animal Rescue of Muskegon County		97%	483	483	441	6	15	15
Kalkaska	Kalkaska County Animal Control/Shelter		97%	323	323	206	90	12	10
Wexford	Wexford County Animal Shelter		97%	323	323	207	64	37	10
Ottawa	BestPals Animal Rescue Center		97%	64	64	61	-	-	2
Iosco	Iosco County Animal Shelter		97%	561	561	366	117	28	17
Wayne	P.O.E.T. Animal Rescue		97%	45	45	30	-	-	1
Oakland	Bloomfield Twp Animal Shelter		97%	121	121	74	42	3	4
Allegan	Allegan County Animal Shelter		97%	867	865	512	199	50	26
Montcalm	Montcalm County Animal Control		97%	403	392	168	92	115	13
Washtenaw	Humane Society of Huron Valley		96%	5,996	5,996	4,422	640	683	209




## 2021 Michigan Shelter Live Release Rate Report

Source Information: Shelter Reports as filed with the Michigan Department Agriculture and Rural Development

County	Shelter		Live Release Rate	Total Animal Intake	Adjusted Animal Intake	Total Adopted	Total RTO	Total Transferred	Total Euthanized
Manistee	Manistee County Humane Society (Homeward Bound)		96%	300	300	269	2	-	10
Kalamazoo	Kzoo Cat Cafe & Rescue		96%	274	274	187	-	1	7
Wayne	Brownstown Animal Shelter		96%	394	386	306	65	-	15
Macomb	Humane Society of Macomb Animal Shelter		96%	532	532	457	54	1	21
Schoolcraft	Eva Burrell Animal Shelter		96%	239	236	114	21	77	9
Washtenaw	Ann Arbor Cat Clinic		96%	49	49	47	-	-	2
Dickinson	Almost Home Animal Shelter-Dickinson County		96%	883	883	683	158	-	36
Cheboygan	Cheboygan County Humane Society		96%	969	730	497	118	21	29
Kent	Focus on Ferals		96%	419	419	394	-	-	18
Bay	Bay County Animal Services & Adoption Center		95%	1,232	971	751	229	299	61
Wayne	Woodhaven & Trenton Animal Shelter		95%	259	259	200	48	3	12
Cass	Cass County Animal Control		95%	642	563	169	176	173	25
Charlevoix	Charlevoix County Humane Society		95%	328	328	210	76	2	14
Montmorency	Elk Country Animal Shelter		95%	265	265	205	51	10	13
Wayne	Grosse Pointe Animal Adoption Society		95%	205	205	95	102	28	11
Macomb	Sterling Heights Police Department		95%	392	392	158	95	65	16
Benzie	Benzie County Animal Control		95%	248	248	139	79	18	12
Lake	Lake County Animal Control		95%	230	230	78	88	28	10
Kent	Reuben's Room Cat Rescue		95%	22	22	19	-	-	1
Ottawa	Harbor Humane Society		95%	3,746	3,746	2,969	250	125	184
Clinton	Capital Area Humane Society		95%	4,602	4,437	2,853	82	32	165
Oakland	Michigan Humane Society (Rochester Center)		94%	2,756	2,756	1,712	11	974	157
Muskegon	Cat Tales Rescue		94%	23	23	16	1	-	1
Genesee	Genesee County Animal Shelter		94%	2,805	2,527	1,227	491	426	132
Oakland	Michigan Animal Rescue League (Featherstone Street)		94%	1,370	1,370	1,370	40	1	89
Barry	Barry County Animal Shelter		94%	597	597	186	144	12	22
Kent	Kent County Animal Shelter		94%	3,360	2,973	1,557	610	601	182
Jackson	Saved By Zade (Jackson)		94%	353	353	279	5	15	20
Oceana	Oceana County Animal Shelter		93%	421	409	199	116	58	26


## 2021 Michigan Shelter Live Release Rate Report

Source Information: Shelter Reports as filed with the Michigan Department Agriculture and Rural Development

County	Shelter		Live Release Rate	Total Animal Intake	Adjusted Animal Intake	Total Adopted	Total RTO	Total Transferred	Total Euthanized
Antrim	Antrim County Animal Shelter		93%	307	307	159	97	-	18
Macomb	Detroit Animal Welfare Group (DAWG)		93%	70	70	41	1	-	3
Ogemaw	Rea Family Animal Shelter Ogemaw County HS		93%	121	121	111	6	8	9
Macomb	Macomb County Animal Control		93%	1,771	1,604	960	385	138	109
Kent	Crash's Landing (INCLS BIG SIDS)		93%	146	146	94	-	56	12
Iron	Northwoods Animal Shelter		92%	337	337	176	88	3	22
St. Joseph	St. Joseph County Animal Control		92%	723	712	296	255	102	55
Muskegon	Pound Buddies/Muskegon County Animal Control		92%	1,372	1,372	392	612	197	102
Eaton	Eaton County Animal Control		92%	294	265	19	141	84	21
Lenawee	Addison Veterinary Clinic, PC		92%	63	63	7	33	18	5
Van Buren	Van Buren County Animal Control		92%	583	534	27	210	248	44
Genesee	Humane Society of Genesee County		91%	1,474	1,474	1,267	45	1	131
Oakland	Oakland County Animal Control & Pet Adoption Center		91%	3,310	3,043	1,750	616	45	248
Calhoun	Humane Society of South Central Michigan		91%	229	229	154	-	-	16
Wayne	Michigan Humane Society (Berman Center for Animal Care)		90%	4,652	4,652	2,679	594	809	438
Macomb	Eastpointe Police Animal Control Division		90%	159	153	-	84	54	15
Wayne	Michigan Anti-Cruelty Society		90%	1,685	1,685	377	33	961	150
Antrim	Help From My Friends, Inc.		90%	10	10	9	-	-	1
Wayne	Detroit Animal Care and Control		90%	4,344	4,325	1,676	668	1,395	419
Allegan	For The Sake of Being Humane Inc		89%	30	30	39	3	-	5
Lapeer	Paradise Animal Rescue		89%	277	277	216	6	2	27
St. Clair	St. Clair County Animal Control		89%	905	791	355	197	99	83
Berrien	Berrien County Animal Control		89%	1,640	1,640	440	363	590	179
Mackinac	Mackinac County Animal Shelter		89%	112	112	58	32	3	12
Newaygo	Bellwether Harbor		88%	74	74	43	5	2	7
Newaygo	Newaygo County Animal Shelter		88%	405	364	149	95	44	41
Monroe	Monroe Society for the Prevention of Cruelty of Animals		87%	34	34	34	-	-	5
Washtenaw	Happy Hearts Feline Rescue (with Jackson numbers)		84%	32	32	25	2	-	5
Ingham	Ingham County Animal Control & Shelter		84%	2,571	2,523	1,458	430	309	407

# 2021 Michigan Shelter Live Release Rate Report

Source Information: Shelter Reports as filed with the Michigan Department Agriculture and Rural Development

County	Shelter		Live Release Rate	Total Animal Intake	Adjusted Animal Intake	Total Adopted	Total RTO	Total Transferred	Total Euthanized
Jackson	Jackson County Animal Shelter		84%	4,606	4,385	2,369	404	45	536
Osceola	Osceola County Animal Control		82%	460	449	253	89	-	77
Wayne	City of Romulus Animal Shelter		82%	721	675	360	165	24	124
Calhoun	Calhoun County Animal Center, Inc.		81%	1,488	1,420	404	369	290	253
Wayne	Michigan Humane Society (Mackey Center)		77%	4,123	4,123	2,084	113	880	931
Montcalm	Peke A Tzu Rescue		72%	27	27	13	-	-	5
Saginaw	Saginaw County Animal Care Center		72%	1,356	1,150	323	296	324	372
Wayne	Dearborn AC (see Friends of Animals of Metro Detroit)		63%	1,952	1,923	-	175	29	119
Kalamazoo	Kalamazoo County Animal Services & Enforcement		62%	2,298	1,727	494	366	203	664
Oakland	City of Oak Park			80	80	-	-	-	-
	<b>TOTALS</b>		<b>94%</b>	<b>133,366</b>	<b>129,658</b>	<b>83,469</b>	<b>18,085</b>	<b>14,722</b>	<b>7,926</b>
	<b>TOTALS FOR 2020</b>		<b>94%</b>	<b>118,406</b>	<b>115,675</b>	<b>77,354</b>	<b>15,755</b>	<b>14,380</b>	<b>7,062</b>
<b>Shelters not submitting a report in 2021</b>									
Alcona	Alcona Humane Society								
Jackson	Cascades Humane Society								
Wayne	Detroit Dog Rescue								
Ionia	Ionia County Animal Shelter								

# 2021 LIVE RELEASE RATES FOR HOMELESS CATS & DOGS BY MICHIGAN COUNTIES

---% Alcona County-Harrisville, Caledonia  
 99% Alger County-Munising, Burt  
 97% Allegan County-Allegan, Holland  
 99% Alpena County-Alpena  
 97% Antrim County-Bellaire  
 99% Arenac County-Standish, Au Gres  
 98% Baraga-L'Anse  
 94% Barry County-Hastings  
 97% Bay County-Bay City  
 95% Benzie County-Beulah, Frankfort  
 91% Berrien County-St. Joseph, Benton Harbor  
 99% Branch County-Coldwater, Bronson  
 88% Calhoun County-Marshall, Battle Creek  
 95% Cass County-Cassopolis, Mason  
 95% Charlevoix County-Charlevoix, Boyne City  
 96% Cheboygan County-Cheboygan  
 98% Chippewa County-Sault St. Marie, Lincoln  
 98% Clare County-Harrison, Allendale  
 95% Clinton County-St. Johns, East Lansing  
 99% Crawford County-Grayling  
 99% Delta County-Escanaba  
 96% Dickinson County-Iron Mountain  
 95% Eaton County-Charlotte, Lansing  
 98% Emmet County-Petoskey, Harbor Springs  
 95% Genesee County-Flint, Burton  
 100% Gladwin County-Gladwin, Beaverton  
 99% Gogebic County-Bessemer  
 99% Grand Traverse County-Traverse City, Grant  
 100% Gratiot County-Ithaca, Alma  
 97% Hillsdale County-Hillsdale  
 98% Houghton-Houghton  
 98% Huron County-Bad Ax, Harbor Beach  
 91% Ingham County-Mason, Lansing  
 ---% Ionia County-Ionia, Portland  
 97% Iosco County-Tawas City, Au Sable  
 92% Iron County-Crystal Falls, Iron River  
 100% Isabella County-Mount Pleasant  
 ---% Jackson County-Jackson

86% Kalamazoo County-Kalamazoo  
 97% Kalkaska County-Kalkaska  
 95% Kent County-Grand Rapids  
 98% Keweenaw County-Eagle River  
 98% Lake County-Baldwin  
 94% Lapeer County-Lapeer  
 99% Leelanau County-Suttons Bay Township, Leland  
 98% Lenawee County-Adrian  
 98% Livingston County-Howell, Brighton  
 97% Luce County-Newberry  
 89% Mackinac County-St. Ignace  
 96% Macomb County-Mount Clemens, Sterling Heights  
 97% Manistee County-Manistee, Douglas  
 99% Marquette County-Marquette  
 99% Mason County-Ludington  
 98% Mecosta County-Big Rapids  
 98% Menominee County-Menominee  
 98% Midland County-Midland  
 97% Missaukee County-Lake City  
 99% Monroe County-Monroe  
 96% Montcalm County-Stanton, Greenville  
 95% Montmorency County-Atlanta, Lewiston  
 95% Muskegon County-Muskegon  
 93% Newaygo County-White Cloud, Monroe  
 95% Oakland County-Pontiac, Royal Oak  
 93% Oceana County-Hart, Pentwater  
 93% Ogemaw County-West Branch, Rose City  
 100% Ontonagon County-Ontonagon  
 82% Osceola County-Reed City, Richmond  
 \* Oscoda County-Mio, Oscoda  
 98% Otsego County-Gaylord  
 95% Ottawa County-Grand Haven, Holland  
 \* Presque Isle County-Rogers City  
 97% Roscommon County-Roscommon, Houghton Lake  
 81% Saginaw County-Saginaw, Bridgeport

99% Sanilac County-Sandusky  
 96% Schoolcraft County-Manistique  
 98% Shiawassee County-Corunna, Owosso  
 91% St. Clair County-Port Huron, Marysville  
 92% St. Joseph County-Centreville, Three Rivers  
 98% Tuscola County-Caro, Freemont  
 96% Van Buren County-Paw Paw, South Haven  
 97% Washtenaw County-Ann Arbor, Ypsilanti  
 89% Wayne County with Detroit  
 93% Wayne County (outer) without Detroit  
 85% Detroit only  
 97% Wexford County-Cadillac



## NOTES:

First city/town listed is the county seat. Second location listed is to provide a reference to help the user locate the county.

Live Release Rates are determined by the Shelter Reports which are annually submitted by each shelter to the *Michigan Department of Agriculture and Rural Development*. In counties where more than one shelter exists, all significant shelter report statistics were combined to determine a county live release rate.

\* County with no animal shelter.

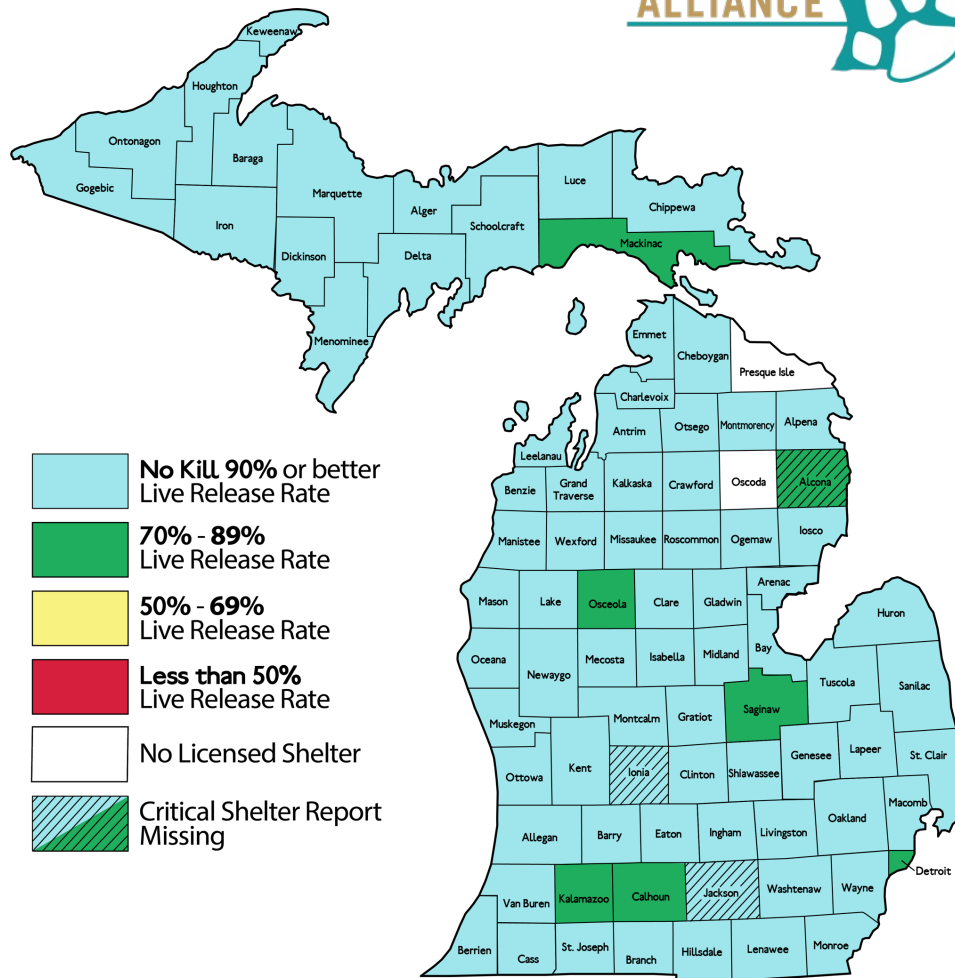
--- Critical shelter report missing for 2021



## MICHIGAN HOMELESS DOGS & CATS

### 2021 LIVE RELEASE RATES BY COUNTY

**MICHIGAN  
PET  
ALLIANCE**



Source: 2020 Animal Shelter Annual Reports submitted to Michigan Department of Agriculture and Rural Development.  
Compiled into Live Release Report available at [www.michiganpet.org](http://www.michiganpet.org)